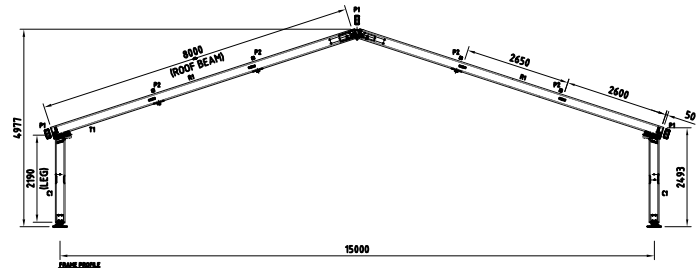
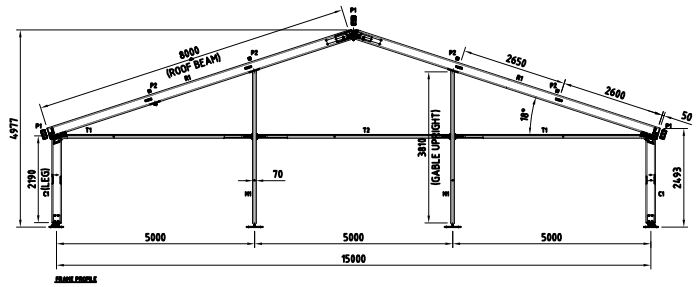
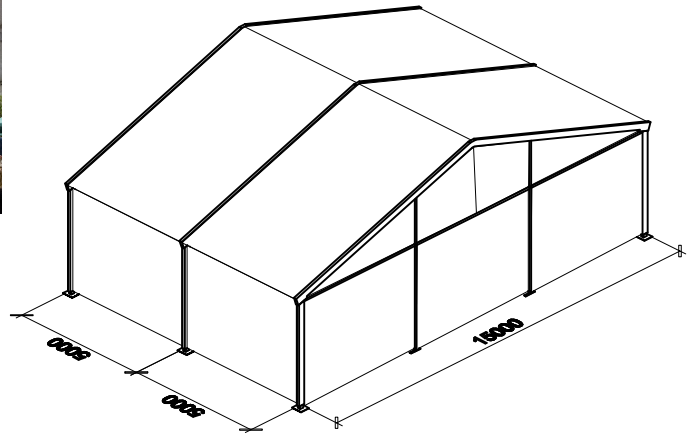


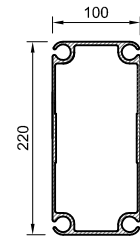


15m - Technical Data -

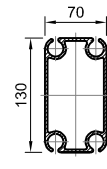
ITEM	SPECIFICATION
CLEAR - SPAN WIDTH	15220m
LEG HEIGHT	2.4m* / 3.0m / 3.5m / 4m
EAVE HEIGHT	2493m* / 3061m / 3501m / 4001m
RIDGE HEIGHT	4977m* / 5546m / 5986m / 6486m
ROOF PITCH	18°
BAY DISTANCE	5m
LONGEST COMPONENT	8000m
MINIMUM TENT LENGTH	5m
MAXIMUM TENT LENGTH	NO LIMITED
MAIN PROFILE	220 x 100 x 3mm (4 - CHANNEL)
MAX.ALLOWED WINDSPEED	80km / hour 0.3kn/m ₂
FRAMEWORK MATERIAL	HARD PRESSED EXTRUDED ALUMINIUM 6005A-T5
COVER MATERIAL	PVC- OPAQUE FABRIC, FLAME RETARDANT AS 1530.2 -PART 3 TEMP RESISTANCE: DIN 53361



FRAMEWORK MAIN PROFILE DIMENSION AND USE



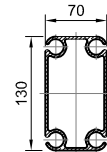
PHC-012
ROOF BEAMS
SIDE LEGS



PHC-006
GABLE UPRIGHTS
RIDGE & EAVES PURLINS



PHC-014
INTERMEDIALE PURLIN



PHC-004
GABLE CONNECTOR

OPTIONAL ACCESSORIES

PVC WINDOW SIDEWALLS
SPIKE ANCHORING
RAIN GUTTER
LINING AND CURTAIN
GLASS DOOR UNITS
HARD WALLING SYSTEM
GLASS WALL SYSTEM
TRANSPARENT PVC COVER & SIDEWALL.
FLOORING SYSTEM
WEIGHT PLATE